

A rustic wooden sign with the word 'WELCOME' in white, block letters is mounted on a teal-painted wooden wall. The sign is made of a single piece of weathered wood with rough, splintered edges. It is held in place by two small wooden pegs on the top edge. A red rose with green leaves is tucked behind the right side of the sign. A thin wooden stick is attached to the top of the sign, forming a triangular shape with a small metal fastener at the top vertex. The teal background consists of vertical wooden planks with visible grain and some wear.

WELCOME



# Reading 2

Lecturer: Le Thi Hanh, M.A





# 1. Tài liệu chính:

[1] Haugnes, N. & Maher, B. (2009). *Northstar 2- Reading and Writing: Students' book*. Longman: Pearson.

## - Tài liệu tham khảo:

[2] Falla, T. & Davies, P. A. (2008). *Intermediate Solutions: Students' book*. Oxford: OUP.

[3] Burgmeier, A. (2009). *Inside Reading 1*. Oxford, UK: Oxford University Press.

[4] Wilson, J. J., & Clare, A. (2006). *Intermediate Total English: Student's book*.

[5] Zwier, L J. (2009). *Inside Reading 2*. Oxford, UK: Oxford University Press. Harlow: Pearson.



### **Tài liệu tham khảo:**

[6] Website for PET practice tests:

- a. <http://www.flo-joe.co.uk/pet/students/tests/>
- b. [http://www.examenglish.com/PET/pet\\_listening.html](http://www.examenglish.com/PET/pet_listening.html).
- c. <http://www.englishclub.com>
- d. <http://www.bbc.co.uk>
- e. <http://www.voanews>

1. Self – study(the first 04 sessions)
2. Google meeting(the last 04 sessions)



# Đánh giá kết quả học tập

**Final Test**

**TỰ LUẬN** (Ngày 11/03)

# ✓ SCHEDULE

DAY 1

DAY 2

DAY 3

DAY 4

DAY 5

DAY 6

DAY 7

DAY 8



# Lesson 2: Paragraph structure






# A basic Paragraph - 4 key parts

1	<b>Topic sentence</b> – key topic in this paragraph.
2	<b>Development</b> – the main idea / topic discussed in more detail.
3	<b>Example</b> – support / evidence / data / statistics that show your development is valid / credible.
4	<b>Summary</b> – overall main point summarised / evaluated.

Lesson's video:

<https://academic-englishuk.com/paragraphing/>



1 Richard Bolles says that you need to know your skills, preferred settings, and rewards in order to find your ideal job. List these things in the chart. Then list some possible ideal jobs for you.

SKILLS I HAVE	SETTINGS I PREFER	REWARDS I WANT

Possible Ideal Jobs for Me

---

---

---

---




## WRITE: A Paragraph and Its Topic Sentence

A **paragraph** is a group of sentences about one topic. The first sentence is the **topic sentence**. It states the main idea of the paragraph. For this assignment, the topic sentence will give the name of the writer's ideal job.

- 1 Read the paragraph. Then underline the topic sentence and circle the name of the writer's ideal job.

I want to be a mountain climbing guide. I like this job for several reasons. First of all, mountain climbing is very exciting. Mountain climbing guides get to climb tall, dangerous mountains. Second, I enjoy working outside. I like the fresh air much better than I like a stuffy office. Finally, I like to meet interesting people. Mountain climbing guides travel to many different parts of the world and meet other adventurous people.



- 2** Each paragraph is missing a topic sentence. Choose the best one below and write it on the line. Remember that the topic sentence must give the name of the writer's ideal job.


### Paragraph 1

\_\_\_\_\_

There are many reasons why I like this job. First, I like animals. Animals bring a lot of joy to our lives, but they do not ask for a lot in return. I also enjoy helping animals and their owners feel better. Pet owners are happy when their pets are well. Finally, veterinarians get to work with other people who like animals. They can even bring their pets to work!

### Topic Sentences

- a. I would like a job working with animals.
- b. I think I would like to become a veterinarian.
- c. A veterinarian helps people and animals feel better.



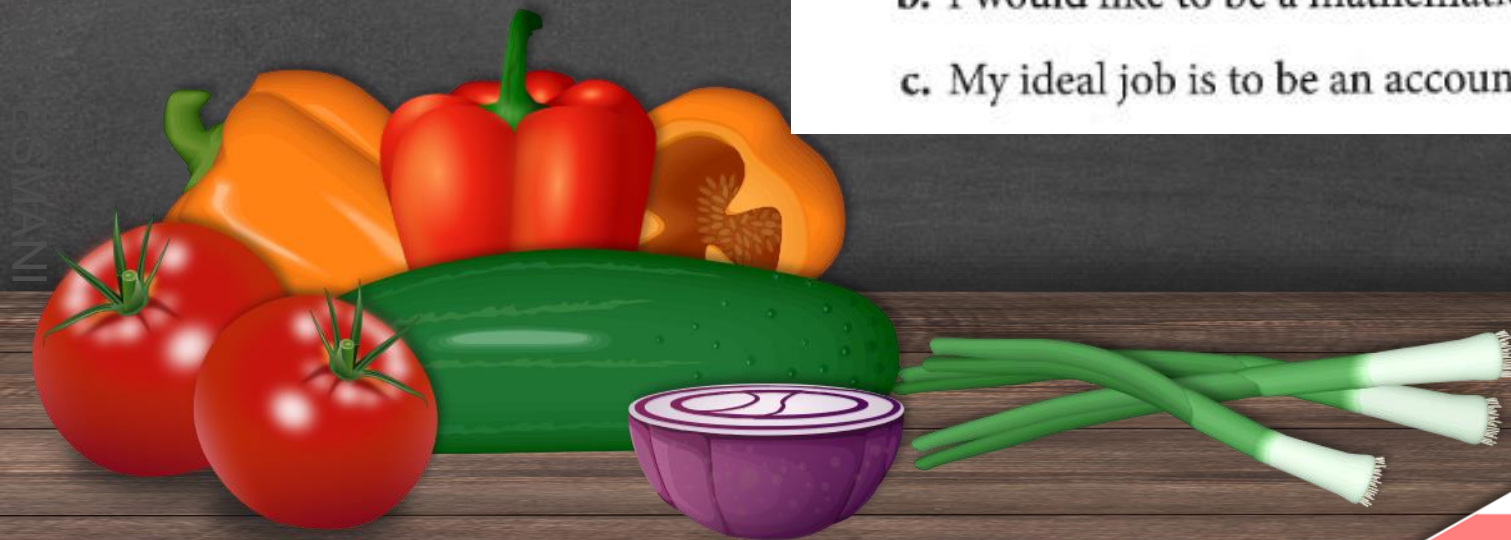
## Paragraph 2

---

Many people think accountants have boring jobs, but I think accounting is interesting. I like math, and I am good at it. I also like helping people manage their money. So I think I have the skills to be an accountant. Accountants mostly work alone. I like meeting people, but I prefer to work alone. Good accountants can earn a lot of money, and that is important for me.

### Topic Sentences

- a. Accountants are very important for businesses and people.
- b. I would like to be a mathematician.
- c. My ideal job is to be an accountant.



- 3 Write the topic sentence for the paragraph that you are going to write about your ideal job.

**Your topic sentence:** \_\_\_\_\_

- 4 Now write the first draft of your paragraph about your ideal job. Start with your topic sentence. Then write sentences that explain the idea in your topic sentence. Use the list you made on page 20 to help you write your paragraph.



## REVISE: Adding Supporting Sentences

Sentences that come after the topic sentence are **supporting sentences**. They explain the main idea with specific details and examples.

- 1 Read the paragraph. Underline the topic sentence. Then discuss with a partner what kind of information the writer could add to the paragraph.

I would like to become a computer animator and make films like *Brave*, *The Avengers*, and *The Hobbit*. This job is ideal for me because I love to work on computers, and I love to draw. It is important for me to work with fun people, and everyone I know in animation is really fun. Animators can make a lot of money, and that is important.





- 2** Read each paragraph and list of supporting sentences. Choose **two** sentences to add to the paragraph. Use an arrow to show where each sentence should go. Put the sentences about skills together, the sentences about setting together, and the sentences about rewards together.

### Paragraph 1

I would like to become a computer animator and make films like *Brave*, *The Avengers*, and *The Hobbit*. This job is ideal for me because I love to work on computers, and I love to draw. It is important for me to work with fun people, and everyone I know in animation is really fun. Animators can make a lot of money, and that is important.

### Supporting Sentences

- a. I always buy a large popcorn when I go to the movies.
- b. But the best reward is that I get to see films I helped to make in theaters.
- c. I also know how to draw Manga animations.
- d. Mickey Mouse was one of Walt Disney's first animations.





## Paragraph 2

Fashion designing is my dream job. I have good skills for designing clothes. Fashion designers have a lot of fun in their jobs. They can work alone at home or in a studio with others. One reward is that they get to see people wearing their designs. Designing clothes sounds like a lot of fun!

### Supporting Sentences

- a. I love wearing Dolce and Gabbana clothes.
- b. I know how to sew, and I love to draw clothes.
- c. Designing shoes could also be a fun job because I like shoes.
- d. Fashion designers also get to travel, and I love to travel.



### EDIT: Writing the Final Draft

Go to MyEnglishLab and write the final draft of your paragraph. Carefully edit it for grammatical and mechanical errors such as spelling, capitalization, and punctuation. Make sure you use some of the vocabulary and grammar from the unit. Use the checklist to help you write your final draft. Then submit your paragraph to your teacher.

#### FINAL DRAFT CHECKLIST

- Does your paragraph tell about your ideal job?
- Does it tell about the skills, setting, and rewards related to this job?
- Does it contain a topic sentence?
- Are there enough supporting sentences to explain the topic sentence?
- Do the supporting sentences give reasons why the job is ideal for you?
- Do you use descriptive adjectives and possessive adjectives correctly?
- Do you use new vocabulary that you learned in this unit?



# HOMework

- 3 Now go back to the first draft of your paragraph. Do all your sentences support the topic sentence? If not, cross them out. Then add some more supporting sentences. Make sure these sentences explain the topic sentence with details and examples.





Thank  
you