



LEAD-IN

A passion is an activity that you love to do. Look at the photo. What is this girl's passion?

More and more people are "following their passions"

When they choose careers. What are the advantages of choosing a career that you love? What could be some disadvantages?

In order to follow your passion, you first need to know what your passion is. What can you do to "find your passion"?





UNIT 5. FOLLOW YOUR PASSIONS



ĐÀU THỊ KHANH TOÀN



Objectives

- * **Knowledge:**

- * - List some words relating to hobbies and passion
- * - Asking follow-up questions

- * **Skills:**

- * - Improve language skills: speaking and listening,
- * - Asking follow up questions
- * - Talking about passion



Objectives

- * **Attitude:**
- * - Be active, excited and enthusiastic in learning.
- * - Build a habit of using English in their careers.



1. VOCABULARY

Complete the paragraphs. Use the boldfaced words. You might have to change the form of some of the words.

1. figure out / bribe / take a chance

My parents really wanted me to be an accountant. They tried to me by saying, "If you study accounting, we'll pay for college."

But my passion is fashion design. I had to a way to pay for college myself. It was hard, but today I work in New York in the fashion industry. Sometimes you have to and do what you love.



1. VOCABULARY

2. process / supportive / tunnel vision

I've always wanted to be a doctor, ever since I was a kid. Some people say I havebut it's the only career I want. I know it's a longto become a doctor, with many years of school. Thankfully, my family is veryso I know I can achieve my goal.

3. management / strategy / environment

I started working in a restaurant after high school. I learned a lot about the restaurant business from that job, like how to work in a fast-paced and how to give great customer service. Slowly, I moved up into a position. I had a simplefor getting here: I worked hard and learned as much as possible on the job.



1. VOCABULARY

4. major / shift/ volunteer

When I went to college, I wanted to study business. Then I for an afterschool program and helped children with their homework.

After that experience, my career goalaway from business. I decided to change my... to education, and today I'm a teacher.



2. CREATE

- * Work with a partner. Take turns giving and getting career advice. Follow the steps.
- * Ask your partner the questions.
- * What is your career goal? (If you are unsure, think about one or two careers that you might enjoy.)
- * • What are the difficulties that might prevent you from reaching that goal?
- * Give your partner advice about his or her career. Use expressions from the list.



2. CREATE





- * Work with a partner. Take turns giving and getting career advice. Follow the steps.
- * Possible Advice
- * drop out of a class and enroll in a new class
- * shift your career in a new direction
- * take a chance
- * have tunnel vision talk to a supportive family member / friend
- * go through a process to find your passion



3. SPEAKING SKILL

PRONUNCIATION

INTONATION FOR YES/NO AND WH- QUESTIONS

<p>Yes/no questions end with rising intonation. Your voice gets higher at the end of the question.</p>	<p> <i>Are you a teacher?</i></p> <p> <i>Do you have a big class?</i></p>
<p>Wh questions end with falling intonation. Your voice gets lower at the end of the question.</p>	<p> <i>Why did you decide to become a teacher?</i></p> <p> <i>How long have you been teaching?</i></p>



3. SPEAKING SKILL

- * A job interview is a formal conversation between an employer and a job candidate (a person who has applied for a job). The employer asks questions about the candidate's education, work history, and job skills. The candidate answers the questions and tries to show why he / she is the best person for the job.
- * In this activity, you will create and perform a job interview role play



3. SPEAKING SKILL

- * STEP I:
- * Imagine that you have an interview for your dream job. Choose a job that you want from the list below, or think of another job. Then think of a company you want to work for.

3. SPEAKING SKILL

- * STEP 2:
- * Think about the reasons that an employer should hire you. On a separate piece of paper, write the job title and answer the questions below. Take notes, listing three things for each question and include an example with each.
- * What am I good at?
- * What do you like to do?
- * What is important to me?

- * Work with a partner. Role-play a job interview. Take turns being the employer and the job candidate.
- * Employer: Ask the candidate which job he / she is applying for. Interview the candidate to find out if he / she is the best person for the job. Ask the job interview questions below, and add one question of your own.¹ Ask follow-up questions to get more information.

- * **Interview Questions**

- * Tell me about your education and work experience.
- * Why are you interested in this job?
- * What are your greatest strengths?
- * How does this job fit with your future career plans?

- * Your question:
- * Job Candidate: Answer the employer's questions using the ideas from your notes in Step 2. Give specific details and examples to show why you are the best person for the job.



5. ALTERNATIVE SPEAKING TOPICS

- * Read the quotes about careers. Do you agree with them? Why or why not? Share your thoughts with the class.
- * 1. Quote: "No man can succeed in a line of endeavor which he does not like."
- * —Napoleon Hill, writer
- * Paraphrase: People cannot succeed in jobs they don't like.
- * 2. Quote: "I think everyone should experience defeat at least once during their career. You learn a lot from it."
- * —Lou Holtz, coach, writer, speaker
- * Paraphrase: Everyone should fail at least once in a career. You can learn a lot from failure.
- * 3. Quote: "Each man has his own vocation; his talent is his call. There is one direction in which all space is open for him."
- * —Ralph Waldo Emerson, writer
- * Paraphrase: Everyone has a talent. There is one direction that is open for you to follow in life and that is the direction your talent takes you.

6. CONSOLIDATION



- * passion
- * follow your passion



7. HOMEWORK

* *UNIT PROJECT*

- * Find a person who has an unusual interesting career.
- * **STEP 2:** Interview this person about his / her current job. Use the questions to guide your interview and add your own questions. Take notes during the interview.
- * What is your job? Can you describe what you do?
- * What do you like about your job? What don't you like?
- * How did you become a ? Please explain the steps that you went through after high school to get your job.
- * Would you like to continue with your career? Why or why not?

* S



7. HOMEWORK

- * ***UNIT PROJECT***
- * **STEP 3:** Do online research to find interesting statistics or background information about the job or to answer any remaining questions.
- * **STÉP 4:** use your notes to write a summary of the interview. Read your. summary to the class. Talk about one idea from the interview that you thought was interesting or important



THANK YOU!